

View Workplace Experience

Today's employees expect a stellar office experience. But corporate facilities managers often struggle to gain critical insights into workplace environmental conditions and employee behavior, and they lack the tools to quickly and effectively respond to poor workplace conditions and negative feedback.

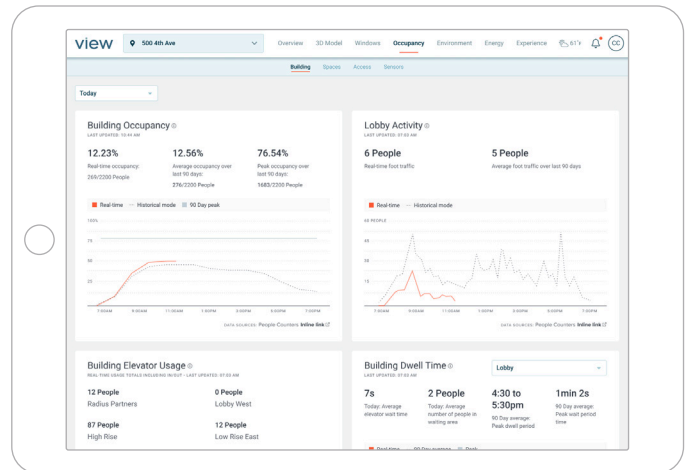
View Workplace Experience is a multi-layer insights application that enables corporate facilities managers to create a healthier, more efficient, and more productive workplace by uncovering actionable insights related to building health and workplace operations.

Key Benefits

- **Improve facilities operations**, sustainability, and space utilization
- **Increase employee satisfaction**, engagement, and productivity
- **Empower employees** to make healthier and more sustainable choices at work

Create a frictionless workplace environment

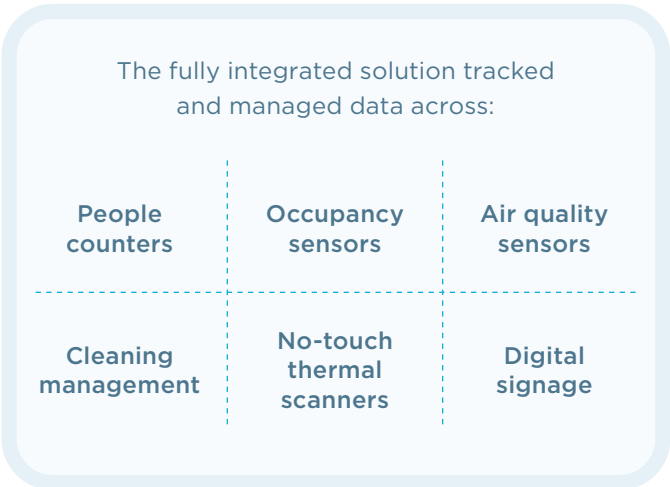
Aggregate key employee behavior data to derive insights about how employees are using the space and automate adjustments to building systems to improve the workplace experience, such as changing layouts and programming to meet employee needs or adjusting temperatures for optimal comfort.



CASE STUDY



With View Workplace Experience, RXR helped its tenants comply with COVID-era social distancing requirements and ensure sufficient ventilation



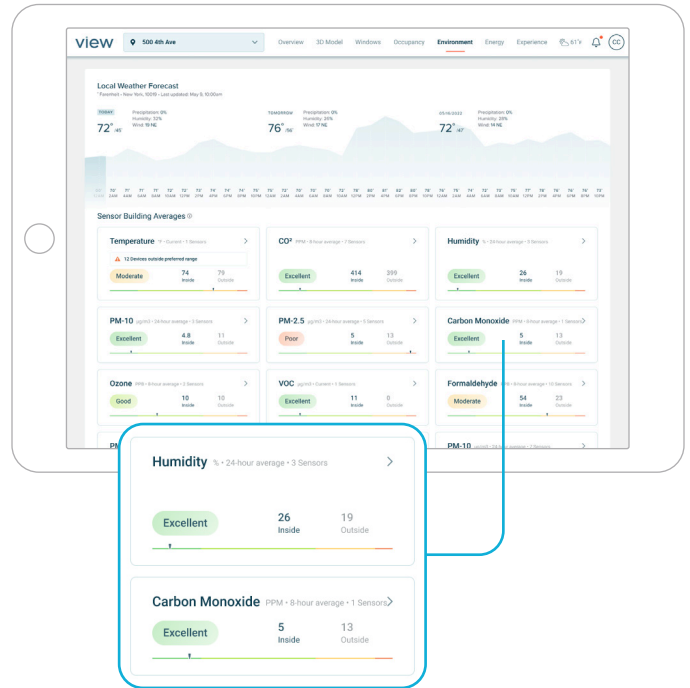
Optimize employee health

Access granular data and leverage proactive alerts and automations about the environmental conditions of your workplace, derived from deep integrations with various sensors.

View Workplace Experience consolidates all environmental health data from disparate sensors for centralized visibility and management so facilities managers can easily see when conditions are outside of expected ranges.

Common environmental factors impacting health:

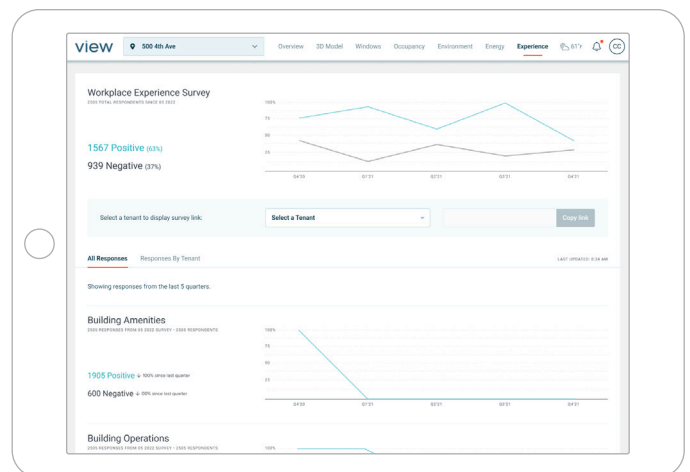
- Temperature
- Humidity
- Carbon dioxide
- Carbon monoxide
- Ozone
- Volatile organic compounds (VOC)
- Particulate matter (PM-10, PM-2.5, PM-1)



Empower employees with workplace surveys and recommendations

Streamline the collection of employee feedback on environmental factors such as air quality and COVID safety measures, and building facilities such as amenity spaces and common areas.

Provide personalized insights and recommendations to employees on their contribution to building energy usage to help drive behavior change and reduce overall building carbon impact.



Leverage View Digital Infrastructure and Integrations for unmatched visibility and control

View aggregates data from all connected systems, sensors, and applications within a building into a single cloud environment with spatial context. This data is fed into View Workplace Experience to deliver a seamless user experience, granular data, and location-specific insights within the building.

- Data lake for real-time system and sensor data
- Data normalization and spatial context
- Automated insights and alerts
- Pre-built integrations and open APIs



Tap into our partner network to accelerate time to value

View partners with leading real estate and workplace technology providers to offer out-of-the-box integrations with popular solutions to deliver a seamless smart building experience and accelerate business value.



Packaging Options

| | Basic | Professional | Enterprise |
|--|--|--|--|
| | Basic insights and cloud-based sensor integrations for single buildings and small portfolios | Detailed workplace experience and utilization insights with cloud and on-premise sensor integrations | Full set of workplace and building insights for owner occupiers with large scale deployments |
| Insights dashboards | ✓ | ✓ | ✓ |
| 3D visualization of data | | ✓ | ✓ |
| OPERATIONAL INSIGHTS | | | |
| Building Performance Index | ✓ | ✓ | ✓ |
| Building occupancy & foot traffic | ✓ | ✓ | ✓ |
| Sensor monitoring & automated alerts | ✓ | ✓ | ✓ |
| Work order insights & automation | | ✓ | ✓ |
| Employee- & occupant-facing energy insights | | ✓ | ✓ |
| Cleaning tracking & optimization | | ✓ | ✓ |
| ENERGY & SUSTAINABILITY INSIGHTS | | | |
| Building Performance Index | ✓ | ✓ | ✓ |
| Energy consumption trends | ✓ | ✓ | ✓ |
| Tenant-facing energy dashboards | | | ✓ |
| HEALTH & WELLNESS INSIGHTS | | | |
| Health & Safety Index for air quality insights | ✓ | ✓ | ✓ |
| Employee- & occupant-facing health insights | ✓ | ✓ | ✓ |
| WELL & RESET certification tools | ✓ | ✓ | ✓ |
| Tenant-facing air quality insights | | | ✓ |
| EXPERIENCE INSIGHTS | | | |
| Tenant occupancy | ✓ | | ✓ |
| Elevator & visitor wait times | | ✓ | ✓ |
| Amenity space usage | | ✓ | ✓ |
| Building satisfaction survey | | | ✓ |
| WORKPLACE INSIGHTS | | | |
| eNPS surveys | | ✓ | ✓ |
| Hybrid work / attendance insights | | ✓ | ✓ |
| Desk & space utilization | | ✓ | ✓ |
| APIs | | | |
| Raw sensor data APIs | | ✓ | ✓ |
| Insights APIs | | ✓ | ✓ |
| Spatial / twin data APIs | | | ✓ |
| INTEGRATIONS | | | |
| MFA & OKTA | ✓ | ✓ | ✓ |
| Turn-key cloud sensor integrations (total) | 3 | 10 | Unlimited |
| Devices (per building) | 500 | 5000 | Unlimited |

Realize the promise of smart buildings

About The Smart Building Cloud

View Workplace Experience is a component of The Smart Building Cloud, the industry’s first complete, modular, vertically integrated, and cloud-native platform to deliver on the promise of smart buildings. The Smart Building Cloud enables you to optimize every aspect of your building to improve occupant health, decrease energy consumption, reduce friction in the workplace, and maximize operational efficiency – all with minimal upfront investment and maximum cybersecurity protection.

[Learn more](#)



About View

View transforms buildings into responsive environments that continuously adjust to meet human needs for natural light, connection to nature, fresh air, and comfortable temperatures, while improving energy efficiency and increasing profits for building owners and their tenants.

Today, View is installed and designed into more than 100 million square feet of buildings, including offices, apartments, schools, hospitals, airports, and hotels.

Get in touch

info@view.com
1.408.514.6512