

View Building Performance

Real estate companies are increasingly investing in smart building technologies to improve the operations of their portfolios. But building managers often find themselves monitoring numerous disparate point solutions or depending on system integrators or third-party consultants to help them make sense of the data.

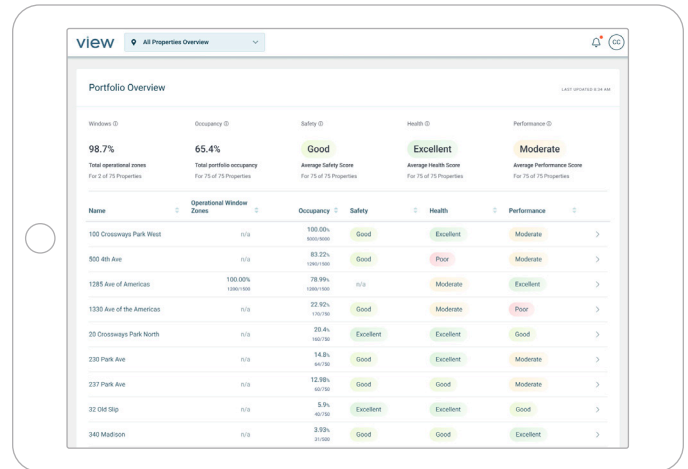
View Building Performance is a multi-layer insights application that enables building managers to optimize and automate building performance with comprehensive, contextual, and actionable insights consolidated from disparate on-premises and cloud-based systems.

Key Benefits

- **Reduce operational costs** and overhead with insights and automation
- **Enhance occupant experience** and health
- **Reduce energy consumption** to meet sustainability objectives
- **Extend the life** of critical building equipment

Gain visibility into the operations of your entire portfolio

Manage your entire portfolio in a centralized dashboard that consolidates building health, performance, safety, and occupancy data. Portfolio managers can filter and sort by each metric or drill down into individual properties to diagnose issues.



CASE STUDY



1B
data points collected

1,000
connected IoT devices

18M
sqft of buildings under management

“View provides the enterprise-grade technology backbone that’s needed to easily and securely add new devices and capabilities, as well as the real-time actionable insights needed to capture immediate business value.”

SCOTT RECHLER
CHAIRMAN AND CEO, RXR

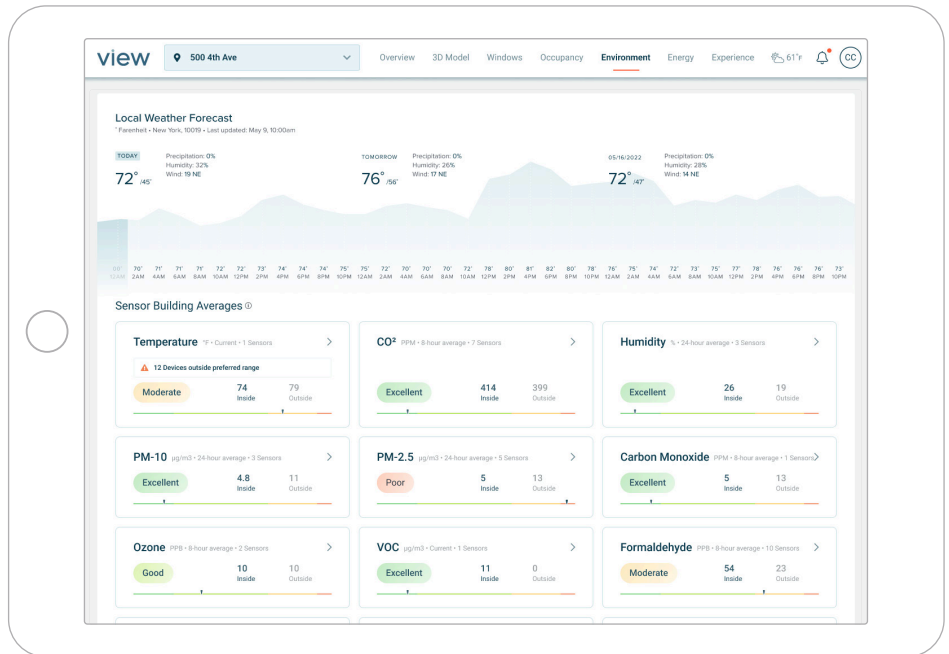
Optimize building health and performance

Access granular data and leverage proactive alerts and automations about the energy usage and environmental conditions of each building in your portfolio, derived from deep integrations with IoT devices, air quality sensors, and sub-meters.

View Building Performance consolidates all building data from disparate systems and sensors for centralized visibility and management so building managers can easily see when conditions are outside of expected ranges or systems are performing below optimal levels.

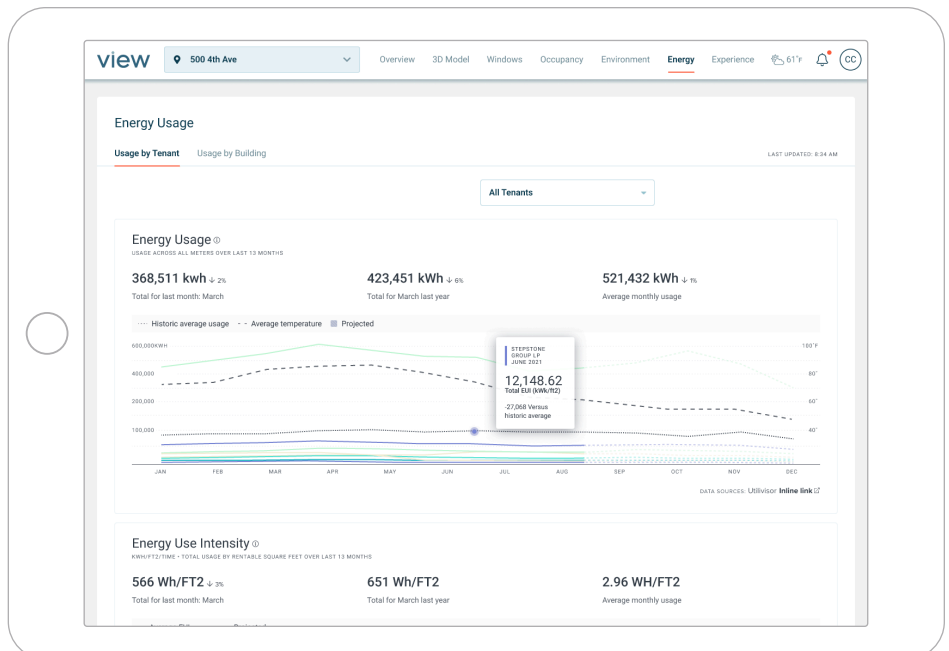
Common environmental factors impacting health:

- Temperature
- Humidity
- Carbon dioxide
- Carbon monoxide
- Ozone
- Volatile organic compounds (VOC)
- Particulate matter (PM-10, PM-2.5, PM-1)



Common metrics for energy usage:

- Consumption
- Energy Use Intensity
- Energy Use Intensity/Person



Leverage View Digital Infrastructure and Integrations for unmatched visibility and control

View aggregates data from all connected systems, sensors, and applications within a building into a single cloud environment with spatial context. This data is fed into View Building Performance to deliver a seamless user experience, granular data, and location-specific insights within the building.

- Data lake for real-time system and sensor data
- Data normalization and spatial context
- Automated insights and alerts
- Pre-built integrations and open APIs



Tap into our partner network to accelerate time to value

View partners with leading real estate technology providers to offer out-of-the-box integrations with popular solutions to deliver a seamless smart building experience and accelerate business value.



WellStat



VTS | Rise



Zerv

utiliVisor

openpath



NANTUM
by prescriptive data

RIGADO

Packaging Options

	Basic	Professional	Enterprise
	Basic insights and cloud-based sensor integrations for single buildings and small portfolios	Detailed property and tenant insights with cloud and on-premise sensor integrations for portfolios of all sizes	Full set of building and workplace insights and integrations for large scale bespoke deployments
Insights dashboards	✓	✓	✓
3D visualization of data		✓	✓
OPERATIONAL INSIGHTS			
Building Performance Index	✓	✓	✓
Building occupancy & foot traffic	✓	✓	✓
Sensor monitoring & automated alerts	✓	✓	✓
Work order insights & automation		✓	✓
Employee- & occupant-facing energy insights		✓	✓
Cleaning tracking & optimization		✓	✓
ENERGY & SUSTAINABILITY INSIGHTS			
Building Performance Index	✓	✓	✓
Energy consumption trends	✓	✓	✓
Tenant-facing energy dashboards		✓	✓
HEALTH & WELLNESS INSIGHTS			
Health & Safety Index for air quality insights	✓	✓	✓
Employee- & occupant-facing health insights	✓	✓	✓
WELL & RESET certification tools	✓	✓	✓
Tenant-facing air quality insights		✓	✓
EXPERIENCE INSIGHTS			
Tenant occupancy	✓	✓	✓
Elevator & visitor wait times		✓	✓
Amenity space usage		✓	✓
Building satisfaction survey		✓	✓
WORKPLACE INSIGHTS			
eNPS surveys			✓
Hybrid work / attendance insights			✓
Desk & space utilization			✓
APIs			
Raw sensor data APIs		✓	✓
Insights APIs		✓	✓
Spatial / twin data APIs			✓
INTEGRATIONS			
MFA & OKTA	✓	✓	✓
Turn-key cloud sensor integrations (total)	3	10	Unlimited
Devices (per building)	500	5000	Unlimited

Realize the promise of smart buildings

About The Smart Building Cloud

View Building Performance is a component of The Smart Building Cloud, the industry’s first complete, modular, vertically integrated, and cloud-native platform to deliver on the promise of smart buildings. The Smart Building Cloud enables you to optimize every aspect of your building to improve occupant health, decrease energy consumption, reduce friction in the workplace, and maximize operational efficiency — all with minimal upfront investment and maximum cybersecurity protection.

[Learn more](#)



About View

View transforms buildings into responsive environments that continuously adjust to meet human needs for natural light, connection to nature, fresh air, and comfortable temperatures, while improving energy efficiency and increasing profits for building owners and their tenants.

Today, View is installed and designed into more than 100 million square feet of buildings, including offices, apartments, schools, hospitals, airports, and hotels.

Get in touch

info@view.com
1.408.514.6512